

Local Traffic Crash Report

Local Report Number 180003029

Report Taken	<input checked="" type="checkbox"/> Headquarters <input type="checkbox"/> Substation	Total Number of Vehicles and Pedestrians Involved 2	Combined Vehicle and Property Loss (Account for the total of all vehicles and property damaged) <input checked="" type="checkbox"/> Over \$150 <input type="checkbox"/> Under \$150
--------------	---	---	--

In County Of Clermont	Date of Crash M 01 D 21 Y 18	Day Sunday	Time 2015 <input checked="" type="checkbox"/> AM <input type="checkbox"/> PM
---------------------------------	--	----------------------	--

Crash Occurred On Private	Within The Intersection Of
-------------------------------------	----------------------------

If Not In Intersection (List Nearest intersecting Street, Milepost, House No.)
 Miles _____ Feet _____ W _____ E _____ OF **22 Bay Meadow Dr.**

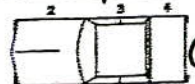
Unit No. 1	No. Of Occupants 0	Operating <input type="checkbox"/> Parked <input checked="" type="checkbox"/> Driverless <input type="checkbox"/> Non-Contact <input type="checkbox"/>	Insurance Co. Or Agent Allstate Policy # 992766393
-------------------	---------------------------	--	---

Driver - Pedestrian Name (Last, First, MI) NIA	Address (No., Street, State, Zip Code) NIA
--	--

Phone No.	Birth Date	Age	Sex	State	Drivers License No.	Occupation
-----------	------------	-----	-----	-------	---------------------	------------

Owner (If Same As Driver, Write Same) Sarah Kirton	Address 22 Bay Meadow Dr. Batavia, OH 45103
--	---

Veh. Year 2002	Make Jeep	Model Cherokee	Color Blue	Style 4DR	State OH	License Plate No. HBU 7394	Towing Service NIA	Veh/Ped Dir From To
--------------------------	---------------------	--------------------------	----------------------	---------------------	--------------------	--------------------------------------	------------------------------	------------------------

Circle Damage Areas 	9 Top 10 Undercar 11 Load 12 Trailer	Damage Severity <input type="checkbox"/> Non-Functional <input checked="" type="checkbox"/> Functional <input type="checkbox"/> Disabling	Damage Scale <input type="checkbox"/> None <input checked="" type="checkbox"/> Light <input type="checkbox"/> Moderate <input type="checkbox"/> Heavy	Vehicle Disposition <input type="checkbox"/> Driven Away <input checked="" type="checkbox"/> Remained At Scene <input type="checkbox"/> Towed	Fire <input checked="" type="checkbox"/> No Fire <input type="checkbox"/> Fire Due To Crash <input type="checkbox"/> Other Fire
--	---	--	---	--	--

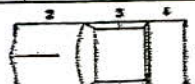
Unit No. 2	No. Of Occupants	Operating <input checked="" type="checkbox"/> Parked <input type="checkbox"/> Driverless <input type="checkbox"/> Non-Contact <input type="checkbox"/>	Insurance Co. Or Agent
-------------------	------------------	--	------------------------

Driver - Pedestrian Name (Last, First, MI) Unknown	Address (No., Street, State, Zip Code)
--	--

Phone No.	Birth Date	Age	Sex	State	Drivers License No.	Occupation
-----------	------------	-----	-----	-------	---------------------	------------

Owner (If Same As Driver, Write Same)	Address
---------------------------------------	---------

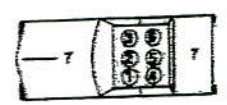
Veh. Year	Make	Model	Color	Style	State	License Plate No.	Towing Service	Veh/Ped Dir From To
-----------	------	-------	-------	-------	-------	-------------------	----------------	------------------------

Circle Damage Areas 	9 Top 10 Undercar 11 Load 12 Trailer	Damage Severity <input type="checkbox"/> Non-Functional <input type="checkbox"/> Functional <input type="checkbox"/> Disabling	Damage Scale <input type="checkbox"/> None <input type="checkbox"/> Light <input type="checkbox"/> Moderate <input type="checkbox"/> Heavy	Vehicle Disposition <input type="checkbox"/> Driven Away <input type="checkbox"/> Remained At Scene <input type="checkbox"/> Towed	Fire <input type="checkbox"/> No Fire <input type="checkbox"/> Fire Due To Crash <input type="checkbox"/> Other Fire
--	---	---	--	---	---

Driver - Pedestrian - Vehicle Section

Occupant Section

From Unit No.	Name (Last, First, MI)	Birth Date M D Y	Age	Sex	Position					
					A	B	C	D	E	F
C										
D										
E										
F										
G										
H										
I										



P-PEDESTRIAN

Restraints					
A	B	C	D	E	F

- 1 Not Used
- 2 None Available
- 3 Lap Belt Used
- 4 Lap/Shoulder Belt Used
- 5 Shoulder Belt Used
- 6 Child Safety Seat
- 7 Air Bag Used
- 8 Use NOT Reported

Ejection					
A	B	C	D	E	F

- 1 Not Ejected
- 2 Partial
- 3 Total
- 4 Trapped Inside Vehicle

Date Report Filed 01 D 21 Y 18	Desk Officer's Name & Badge # Deputy Kramer #11206
--	--

Local Report Number: **180003029** Describe What Happened: **Unit one was parked in a driveway at 22 Bay Meadow. Unit one was struck on the rear bumper by an unknown vehicle.**

Weather Conditions **1**

1 No Adverse Weather
2 Rain
3 Snow
4 Fog
5 High Wind
6 Other

Road Conditions **1**

1 Dry
2 Wet
3 Snow
4 Ice
5 Dirt/Sand
6 Other

Light **5**

1 Daylight
2 Dawn
3 Dusk
4 Dark No Lights
5 Dark Lighted
6 Other

Road Contour **1**

1 Straight Level
2 Straight Grade
3 Curve Level
4 Curve Grade

Occurrence

1 On Roadway
2 Off Left Side
3 Off Right Side
4 On Opposing Lane of Divided Highway

Special Area

1 Road Construction/Maintenance Area
2 School Zone

First Harmful Event **7**

Two MV In Transport

1 Head On
2 Rear-End
3 Backing
4 Sideswipe Meeting
5 Sideswipe Passing
6 Angle

One MV In Transport (Collision)

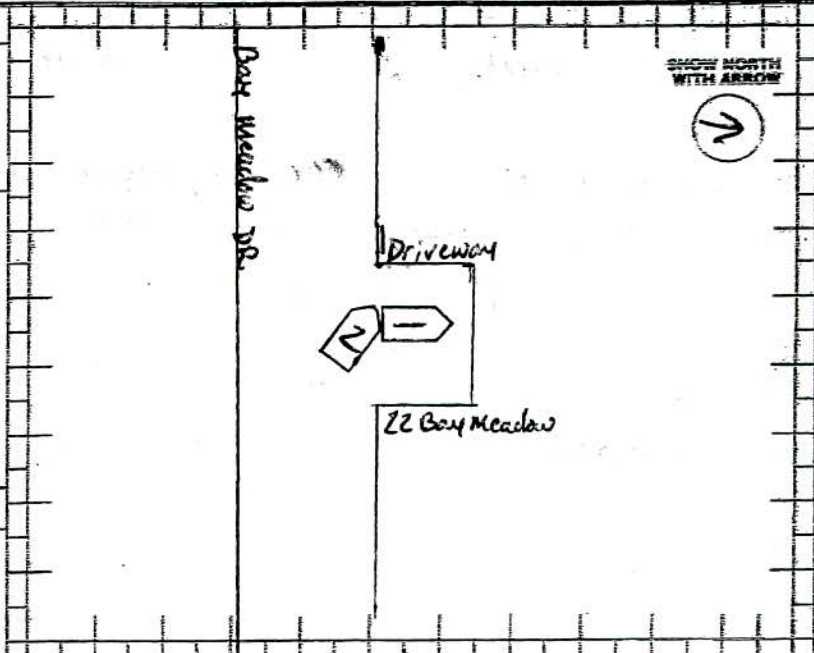
7 Parked
8 Pedestrian
9 Animal
10 Train
11 Pedal Cycle
12 Other Non-MV
13 Fixed Object
14 Other Object

Non-Collision

15 Fall From or In MV
16 Overturning
17 Other Non-Collision

Location **8**

1 Intersection
2 Intersection-Related
3 Driveway Access
4 Railroad Crossing
5 Bridge-Passing Over
6 Bridge-Passing Under
7 Non-Intersection
8 Private Property



Type of Unit # **1** **A** **3** # **B**

Car

1 Sub Compact
2 Compact
3 Mid Size
4 Full Size

Truck

5 Pickup
6 Panel/Van
7 Straight Truck
8 Straight Truck & Trailer
9 Truck Tractor
10 Tractor & Semi-Trailer
11 Tractor & Double Trailer

Motorcycle

12 MC up to 350cc
13 MC up to 750cc
14 MC over 751cc
15 Motorized Bicycle

Bus

16 School Bus
17 Church
18 Public

Emergency

19 Police Vehicle
20 Fire Truck
21 Ambulance/Rescue

Other

22 Taxi
23 Motor Home
24 Train
25 Farm Vehicle
26 Farm Equipment
27 Snowmobile
28 Construction Equip.
29 Animal W/ Rider
30 Animal W/ Buggy
31 Bicycle
32 All Others

P = Pedestrian

Speed

Unit	Estimated	Legal
A	0	15
B		

Motorcycle Helmet Use

Unit	Driver	Pass
A		
B		

1 No Helmet
2 Full Coverage
3 Full Facial Cover
4 Other Type Helmet

Pre-Crash Actions **A** **9** **B**

Driver Actions

1 Going Straight
2 Turning Right
3 Turning Left
4 Turning on Red Light
5 U Turn
6 Stopped To Turn
7 Stopped in Traffic
8 Parking/Unparking
9 Parked
10 Backing
11 Passing
12 Changing Lanes
13 Merging/Exiting Ramp
14 Out of Control
15 Swerving
16 Driverless Vehicle
17 Other Driver Action

Pedestrian Actions

18 Crossing in X-Walk
19 Crossing Other than X-Walk
20 Walking in Road (With Traffic)
21 Walking in Road (Against Traffic)
22 Playing in Road
23 Working On Road
24 Entering or Leaving Vehicle
25 Pushing/Working on Vehicle in Road
26 Other in Road
27 On Sidewalk or Shoulder

Traffic Control **A** **1** **B**

1 No Controls
2 Stop Sign
3 Yield Sign
4 Traffic Signal
5 Traffic Flashers
6 School Zone
7 Railroad Crossbucks
8 Railroad Flashers
9 Railroad Gates
10 Construction Barricades
11 Police Officer
12 Pavement Markings
13 Other

Fixed Object Struck **A** **1** **B**

1 None
2 Utility Pole
3 Traffic Sign
4 Bridge/Culvert
5 Guard Rail
6 Fence
7 Tree
8 Shrubbery
9 Curb
10 Ditch
11 Embankment
12 Building
13 Mail Box
14 Construction Sarricage
15 Fire Hydrant
16 Other Object

Driver

14 No Controls
15 Crosswalk Lines
16 Walk/Don't Walk Device

Contributing Factor **A** **1** **B**

Driver Error

1 None
2 Failure to Yield
3 Unsafe Speed
4 Following Too Closely or AQDA
5 Ran Red Light
6 Ran Stop or Yield Sign
7 Improper Turn
8 Improper Passing
9 Improper Lane Change
10 Improper Backing
11 Improper Start from Parked Position
12 Stopped or Parked Illegally
13 Left of Center
14 Failure to Control
15 Driver Inattention
16 Drove Off Road Reason Unknown
17 Other Driver Error

Non-Driver Factor

18 Vehicle Defects
19 Load Shifting, Failing, Spilling
20 Pavement Defect
21 Shoulder Defect
22 Debris on Road
23 Downed Traffic Sign/Device
24 Vision Obstruction
25 Animal Actions
26 Pedestrian Actions

Vehicle Defects

Code if Contributing Factor is 18

Primary **A** **B**

Secondary **A** **B**

Truck Load **A** **B**

1 Empty
2 Perishable Goods
3 General Freight
4 Metal-heavy Machinery
5 Hazardous Gas
6 Hazardous Liquid
7 Hazardous Solid
8 Radioactive Material

Truck Axles **A** **B**

Tractor Trailer Rigs

1 Turn Signals
2 Head Lamps
3 Tail Lamps
4 Brakes
5 Steering
6 Tire Blowout
7 Worn or Slick Tires
8 Trailer Equipment Defective
9 Motor Trouble
10 Disabled from Prior Accident
11 Other Defects