

Local Traffic Crash Report

Local Report Number **000180023909**

Report Taken Headquarters Substation

Total Number of Vehicles and Pedestrians Involved: **1**

Combined Vehicle and Property Loss (Assault for the total of all vehicles and property damaged): Over \$150 Under \$150

In County Of: **CLERMONT**

• Within corporate limits of (if not, file with correct agency):

Date of Crash: **6/14/18** Day: **THURSDAY** Time: **1230** AM/PM: **PM**

Crash Occurred On: **BMW TEST COURSE 457 W HANCOCK ST. DAYTON OH 45103**

Within The Intersection Of:

If Not In Intersection: **0.4** Miles **04** Feet **S** OF **GATE ENTRANCE (N SIDE)**

(List Nearest intersecting street, milepost, house No.)

A Unit No. **1** No. Of Occupants: **1**

Operating Parked Driverless Non-Contact

Insurance Co. Or Agent: **PROGRESSIVE # 919944914**

Driver - Pedestrian Name (Last, First, MI): **LEE, JONATHAN N.**

Address (No., Street, State, Zip Code): **6070 MARSH CREEK LANE, DAYTON OH 45140**

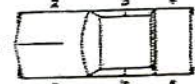
Phone No.: **76011088** Birth Date: **8/7/93** Age: **24** Sex: **M** State: **OH** Drivers License No.: **76011088** Occupation: **AUTOMOTIVE TECH.**

Owner (If Same As Driver, Write Same): **KEEN, COLVIE A.**

Address: **508 STATE ROUTE 277 SEAYON OH 45679**

Veh. Year: **2009** Make: **BMW** Model: **MINI COOPER** Color: **BLK** Style: **2DR** State: **OH** License Plate No.: **CSD 19**

Towing Service: **CSO 19** Veh/Fed Dir: **N S**

Circle Damage Areas: 

Damage Severity: Non-Functional Functional Disabling

Damage Scale: None Light Moderate Heavy

Vehicle Disposition: Driven Away Remained At Scene Towed

Fire: No Fire Fire Due To Crash Other Fire

B Unit No. **1** No. Of Occupants: **1**

Operating Parked Driverless Non-Contact

Insurance Co. Or Agent: **16**

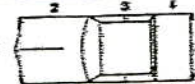
Driver - Pedestrian Name (Last, First, MI):

Address (No., Street, State, Zip Code):

Phone No. Birth Date Age Sex State Drivers License No. Occupation

Owner (If Same As Driver, Write Same) Address Phone

Veh. Year Make Model Color Style State License Plate No. Towing Service Veh/Fed Dir

Circle Damage Areas: 

Damage Severity: Non-Functional Functional Disabling



Damage Scale: None Light Moderate Heavy

Vehicle Disposition: Driven Away Remained At Scene Towed

Fire: No Fire Fire Due To Crash Other Fire

Driver - Pedestrian - Vehicle Section

Occupant Section

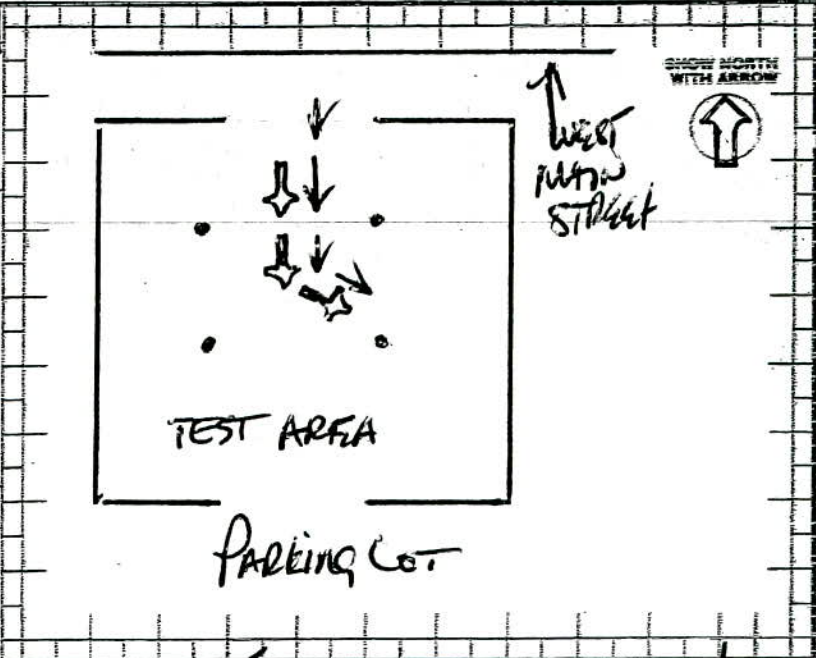
From Unit No.	Name (Last, First, MI)	Address	Birth Date (M D Y)	Age	Sex	Position
C						9 B C D E F
D						
E						
F						F-PEDESTRIAN
G						Restrictions: A B C D E F
H						1 Not Used 2 None Available 3 Lap Belt Used 4 Lap/Shoulder Belt Used 5 Shoulder Belt Used 6 Child Safety Seat 7 Air Bag Used 8 Use Not Reported
I						Ejection: A B C D E F
J						1 Not Ejected 2 Partial 3 Total 4 Trapped inside Vehicle

Date Report Filed: **6/14/18** Desk Officer's Name & Range: **Detective #11028**

000180023909 Describe What Happened
 Refer To Units By Number THE OPERATOR OF UNIT 1
 LAID THE MOTORCYCLE DOWN ON ITS LEFT
 SIDE DURING THE SWEVIE MANEUVER PORTION OF
 THE TEST.

Weather Conditions	1 No Adverse Weather 2 Rain 3 Snow	4 Fog 5 High Wind 6 Other
Road Conditions	1 Dry 2 Wet 3 Snow	4 Ice 5 Dirt/Sand 6 Other
Light	1 Daylight 2 Dawn 3 Dusk	4 Dark No Lights 5 Dark Lighted 6 Other
Road Contour	1 Straight Level 2 Straight Grade	3 Curve Level 4 Curve Grade
Occurrence	1 On Roadway 2 Off Left Side	3 Off Right Side 4 On Opposing Lane of Divided Highway
Special Area	1 Road Construction/Maintenance Area 2 School Zone	

First Harmful Event	1 Head On 2 Rear-End 3 Backing 4 Sideswipe Meeting 5 Sideswipe Passing 6 Angle
Two MV In Transport	7 Parked 8 Pedestrian 9 Animal 10 Train 11 Pedal Cycle 12 Other Non-MV 13 Fixed Object 14 Other Object
One MV In Transport (Collision)	15 Fall From or In MV 16 Overturning 17 Other Non-Collision
Location	1 Intersection 2 Intersection-Related 3 Driveway Access 4 Railroad Crossing 5 Bridge-Passing Over 6 Bridge-Passing Under 7 Non-Intersection 8 Private Property



Type of Unit	# 1 B	#	
Car	1 Sub Compact 2 Compact 3 Mid Size 4 Full Size	Bus	16 School Bus 17 Church 18 Public
Truck	5 Pickup 6 Panel/Van 7 Straight Truck 8 Straight Truck & Trailer 9 Truck Tractor 10 Tractor & Semi-Trailer 11 Tractor & Double Trailer	Emergency	19 Police Vehicle 20 Fire Truck 21 Ambulance/Rescue
Motorcycle	12 MC up to 350cc 13 MC up to 750cc 14 MC over 751cc 15 Motorized Bicycle	Other	22 Taxi 23 Motor Home 24 Train 25 Farm Vehicle 26 Farm Equipment 27 Snowmobile 28 Construction Equip. 29 Animal W/Rider 30 Animal W/Buggy 31 Bicycle 32 All Others
Speed		Motorcycle Helmet Use	
Unit	Estimated	Legal	Unit
A	20		3
B			
1 No Helmet 3 Full Facial Cover		2 Full Coverage 4 Other Type Helmet	

Pre-Crash Actions	# B
Driver Actions	1 Going Straight 2 Turning Right 3 Turning Left 4 Turning on Red Light 5 U Turn 6 Stopped To Turn 7 Stopped In Traffic 8 Parking/Unparking 9 Parked 10 Backing 11 Passing 12 Changing Lanes 13 Merging/Exiting Ramp 14 Out of Control 15 Swerving 16 Driverless Vehicle 17 Other Driver Action
Pedestrian Actions	18 Crossing in X-Walk 19 Crossing Other than X-Walk 20 Walking in Road (With Traffic) 21 Walking in Road (Against Traffic) 22 Playing in Road 23 Working On Road 24 Entering or Leaving Vehicle 25 Pushing/Working on Vehicle in Road 26 Other in Road 27 On Sidewalk or Shoulder
Traffic Control	A B
Fixed Object Struck	A B
Driver	1 No Controls 2 Stop Sign 3 Yield Sign 4 Traffic Signal 5 Traffic Flashers 6 School Zone 7 Railroad Crossbucks 8 Railroad Flashers 9 Railroad Gates 10 Construction Barricades 11 Police Officer 12 Pavement Markings 13 Other
Pedestrian	14 No Controls 15 Crosswalk Lines 16 Walk/Don't Walk Device

Contributing Factor	# B
Driver Error	1 None 2 Failure to Yield 3 Unsafe Speed 4 Following Too Closely or ACDA 5 Ran Red Light 6 Ran Stop or Yield Sign 7 Improper Turn 8 Improper Passing 9 Improper Lane Change 10 Improper Backing 11 Improper Start from Parked Position 12 Stopped or Parked Illegally 13 Left of Center 14 Failure to Control 15 Driver Inattention 16 Drove Off Road 17 Reason Unknown 17 Other Driver Error
Non-Driver Factor	18 Vehicle Defects 19 Load Shifting, Falling, Spilling 20 Pavement Defect 21 Shoulder Defect 22 Debris on Road 23 Downed Traffic Sign/Device 24 Vision Obstruction 25 Animal Actions 26 Pedestrian Actions
Vehicle Defects	Code if Contributing Factor is 18
Primary	A B
Secondary	A B
Truck Load	A B
1 Empty 2 Perishable Goods 3 General Freight 4 Metal-heavy Machinery 5 Hazardous Gas 6 Hazardous Liquid 7 Hazardous Solid 8 Radioactive Material	
Truck Axles	A B
Tractor Trailer Rigs	
1 Turn Signals 2 Head Lamps 3 Tail Lamps 4 Brakes 5 Steering 6 Tire Blowout 7 Worn or Slick Tires 8 Trailer Equipment Defective 9 Motor Trouble 10 Disabled from Prior Accident 11 Other Defects	